

Notes in Issuance

Programme Limit	R 15,000,000,000
% Notes issued	26.44%
% Notes available for future issuance	73.56%
Total Notes Outstanding - Present Value	R 3,933,669,757
Total Notes Outstanding - Face Value	R 3,966,000,000
Largest daily issuance within reporting cycle - Face Value	R 509,000,000
Number of Series in Issue	15
Maximum Maturity allowed	364 days
Longest Remaining Maturity - Days	85 days
Shortest Remaining Maturity - Days	2 days
Average Maturity - Days	42 days
Conditions Precedent that prevent issue of Notes (Yes/No)	No
Ratings of Notes	Prime -1.za/F1+(zaf)

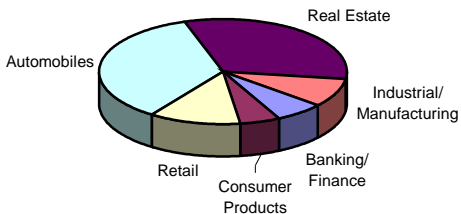
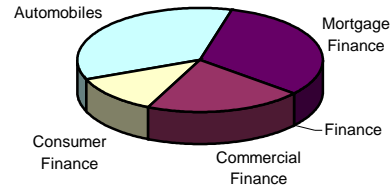
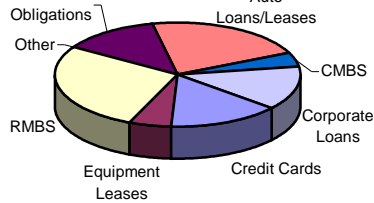
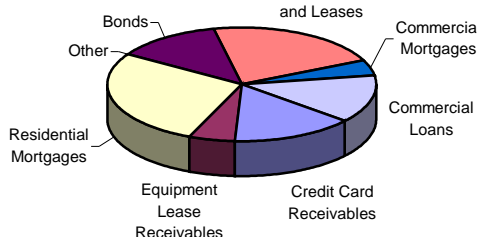
Facilities

Liquidity	
Minimum Liquidity Commitment	R 3,968,700,000
Amount drawn down	Nil
Programme Wide Credit Enhancement	N/A
Programme Wide Credit Enhancement available	
Programme Wide Credit Enhancement required	
Programme Wide Credit Enhancement drawn down	

Assets - General information

Total Assets - Book Value	R 3,950,710,495
Number of Assets in Program	
<i>Participating Eligible Investment</i>	1
<i>Rated Securities</i>	5
<i>Rated ABS</i>	20
Maximum Legal Maturity	26.50 Years
Expected Average Maturity	3 Years
Largest % of any Participating Asset (Principal Balance)	12.82%

Assets - Details

		% of Participating Assets	
Industry Category (Fitch)	Banking/Finance	6.45%	
	Consumer Products	5.33%	
	Retail	11.90%	
	Automobiles	35.26%	
	Real Estate	32.08%	
	Industrial/Manufacturing	8.98%	
	Total	100.00%	
Industry Category (Moody's)	Finance	0.04%	
	Commercial Finance	20.72%	
	Consumer Finance	11.90%	
	Automobiles	35.26%	
	Mortgage Finance	32.08%	
	Total	100.00%	
Asset Category (Fitch)	Credit Cards	14.86%	
	Equipment Leases	5.33%	
	RMBS	27.54%	
	Other	0.04%	
	Bond Obligations	12.82%	
	Auto Loans/Leases	21.28%	
	CMBS	4.54%	
	Corporate Loans	13.59%	
	Total	100.00%	
Asset Category (Moody's)	Credit Card Receivables	14.86%	
	Equipment Lease Receivables	5.33%	
	Residential Mortgages	27.54%	
	Other	0.04%	
	Bonds	12.82%	
	Car Loans and Leases	21.28%	
	Commercial Mortgages	4.54%	
	Commercial Loans	13.59%	
	Total	100.00%	



Assets - Details

		% of Participating Assets	
Listed/Non Listed	Listed	86.37%	
	Non-Listed	13.63%	
	Total	100.00%	
Asset Type	Rated ABS	73.54%	
	Participating Eligible Investment	0.04%	
	Rated Security	26.42%	
	Total	100.00%	
Asset Rating (Fitch)	AAA(zaf)	30.18%	
	Rating Affirmation (F1+ (zaf))	69.82%	
	Total	100.00%	
Asset Rating (Moody's)	Aaa.za	65.57%	
	Aa2.za	0.49%	
	Rating Affirmation (P-1.za)	33.94%	
	Total	100.00%	